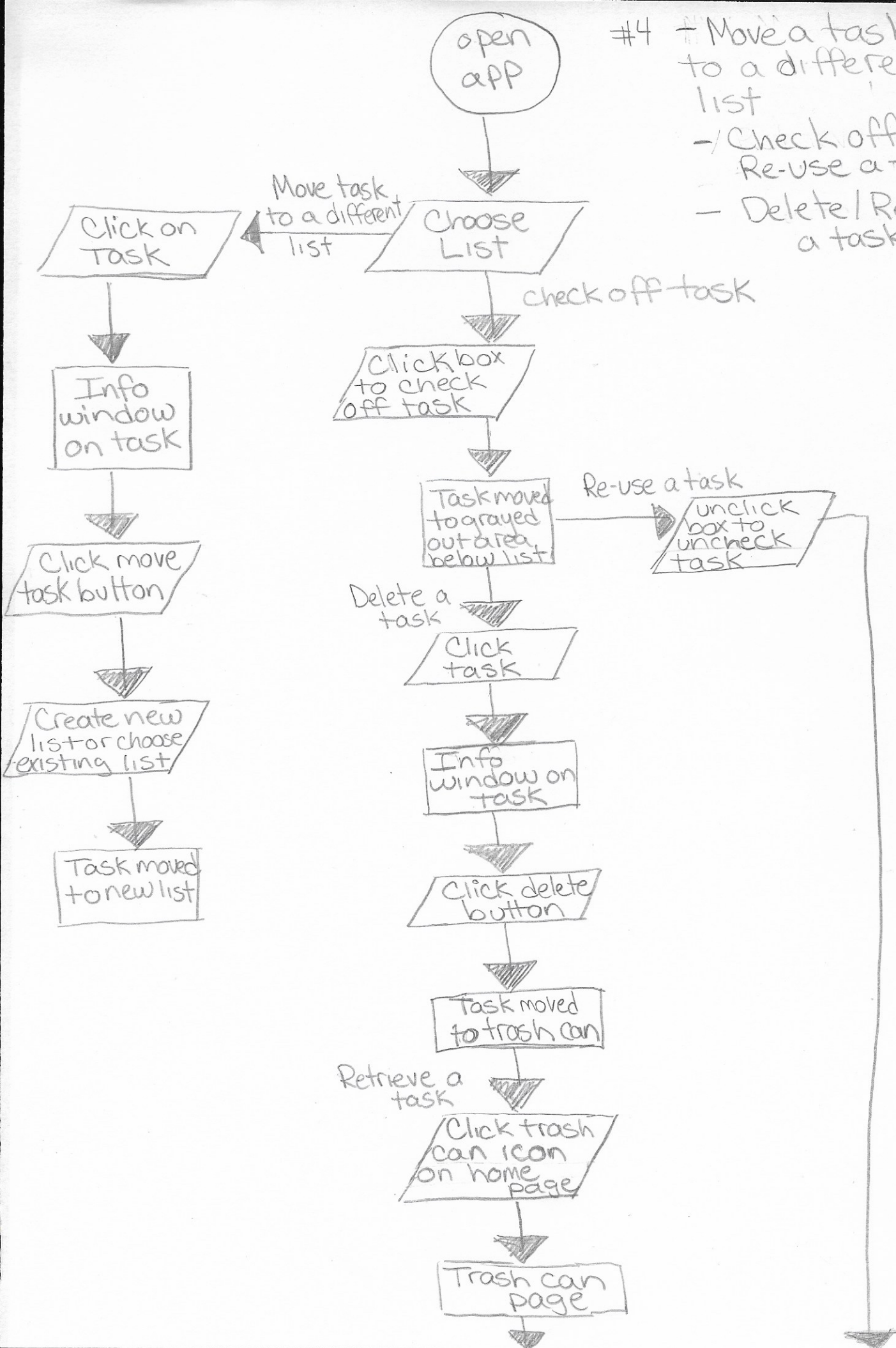


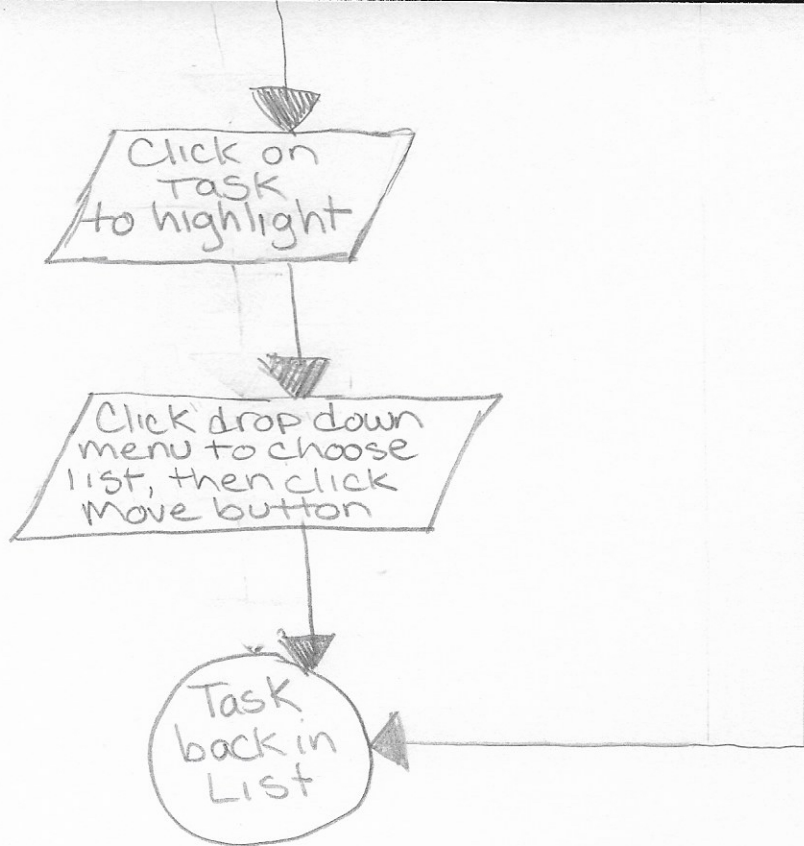
- #4
- Move a task to a different list
 - Check off a task / Re-use a task
 - Delete / Retrieve a task




Click on
Task
to highlight

Click drop down
menu to choose
list, then click
Move button

Task
back in
List



Move task to a new list.



Click on task to highlight

Info page for task opens

Click move task button



Users can edit tasks with this page as well

Choose list or create new list




Type in new list and return




Task moved to new list



Checking a task off /
Re-using a task

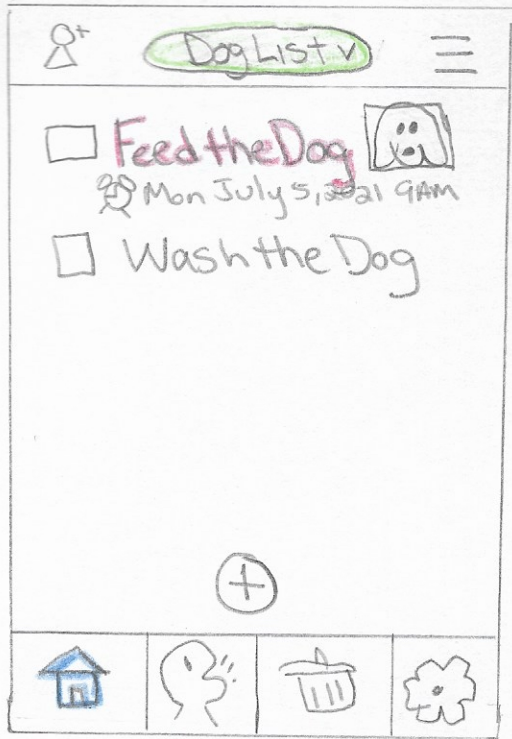


Click box to
check off task




After task is checked off,
it is moved to a gray
area below the list.
Task can be re-used
in list by simply clicking
on the box to un-check
it and it will move
back to main list.





Task is back
in the list



Deleting / Retrieving
a Task

← Click on task to highlight
and to open up
information page



Task information page

If user has multiple frequency on task, this safety message pops-up

Wash the Dog

Priority:

Reminder:

Image:

Delete one-time task or entire series?


Click delete button

Are you sure you want to delete?





Safety message pops up to prevent accidental deleting

Task removed from list and moved to trash can.

DogListv

Feed the Dog 

Mon July 5, 2021 9A

Click on trash can icon.


Deleted

Wash the Dog

Click Task to highlight

Move to DogListv

Dropdown menu to choose which list task goes to and click move button



Task is back in the list